Air Quality (CEST and EA)

General Requirements	Legislation	Regulation
The Clean Air Act is administered by the U.S. Environmental Protection Agency (EPA), which sets national standards on ambient pollutants. In addition, the Clean Air Act is administered by States, which must develop State Implementation Plans (SIPs) to regulate their state air quality. Projects funded by HUD must demonstrate that they conform to the appropriate SIP.	Clean Air Act (42 USC 7401 et seq.) as amended particularly Section 176(c) and (d) (42 USC 7506(c) and (d))	40 CFR Parts 6, 51 and 93
Reference		
https://www.hudexchange.info/environmental-review/air-quality		

Scope of Work

1. **Does your project include new construction or conversion of land use facilitating the development of public, commercial, or industrial facilities OR five or more dwelling units?**

   ☐ Yes
   → *Continue to Question 2.*

   X No
   Based on the response, the review is in compliance with this section. Continue to the Worksheet Summary below. Provide any documents used to make your determination.

Air Quality Attainment Status of Project's County or Air Quality Management District

2. **Is your project's air quality management district or county in non-attainment or maintenance status for any criteria pollutants?**
   Follow the link below to determine compliance status of project county or air quality management district: https://www.epa.gov/green-book

   X No, project's county or air quality management district is in attainment status for all criteria pollutants
   → *Based on the response, the review is in compliance with this section. Continue to the Worksheet Summary below. Provide any documents used to make your determination.*

   ☐ Yes, project's management district or county is in non-attainment or maintenance status for one or more criteria pollutants.
   Describe the findings:

→ *Continue to Question 3.*

3. **Determine the <u>estimated emissions levels of your project for each of those criteria pollutants</u> that are in non-attainment or maintenance status on your project area. Will your project exceed any of the *de minimis or threshold* emissions levels of non-attainment and maintenance level pollutants or exceed the screening levels established by the state or air quality management district?**

No, the project will not exceed *de minimis* or threshold emissions levels or screening levels

→ *Based on the response, the review is in compliance with this section. Continue to the Worksheet Summary below. Explain how you determined that the project would not exceed de minimis or threshold emissions.*

☐ Yes, the project exceeds *de minimis* emissions levels or screening levels.

→ *Continue to Question 4. Explain how you determined that the project would not exceed de minimis or threshold emissions in the Worksheet Summary.*

4. **For the project to be brought into compliance with this section, all adverse impacts must be mitigated. Explain in detail the exact measures that must be implemented to mitigate for the impact or effect, including the timeline for implementation.**

<u>Worksheet Summary</u>

Compliance Determination

Provide a clear description of your determination and a synopsis of the information that it was based on, such as:

- Map panel numbers and dates; Documentation sited on Attachment 1 page 3-12 5/26/2020
- Names of all consulted parties and relevant consultation dates; Websites sited below 5/26/2020
- Names of plans or reports and relevant page numbers; Documentation sited on Attachments page 3-12 5/26/2020
- Any additional requirements specific to your region; NA

Are formal compliance steps or mitigation required?

☐ Yes

X No

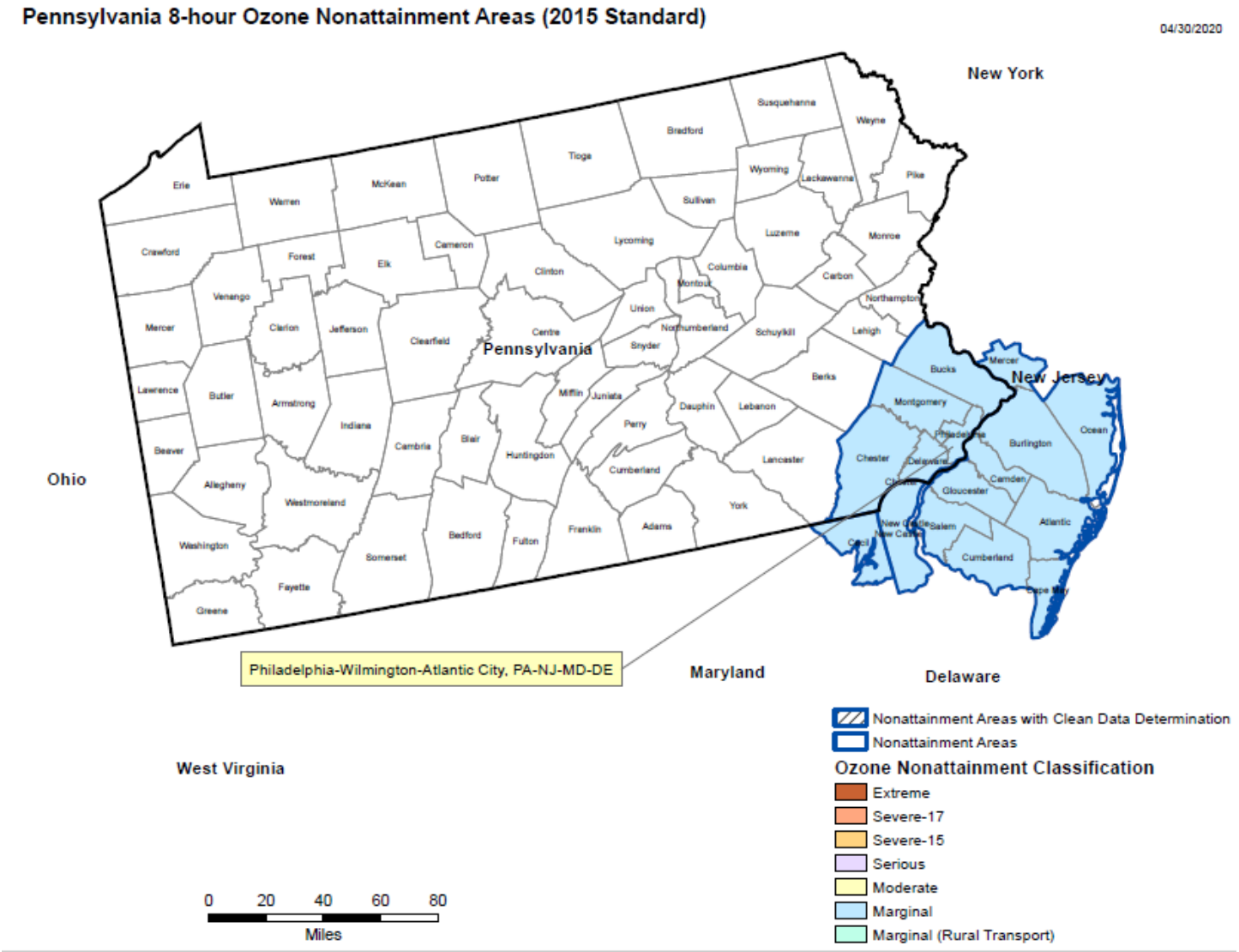

https://www3.epa.gov/airquality/greenbook/map/pa8_2015.pdf

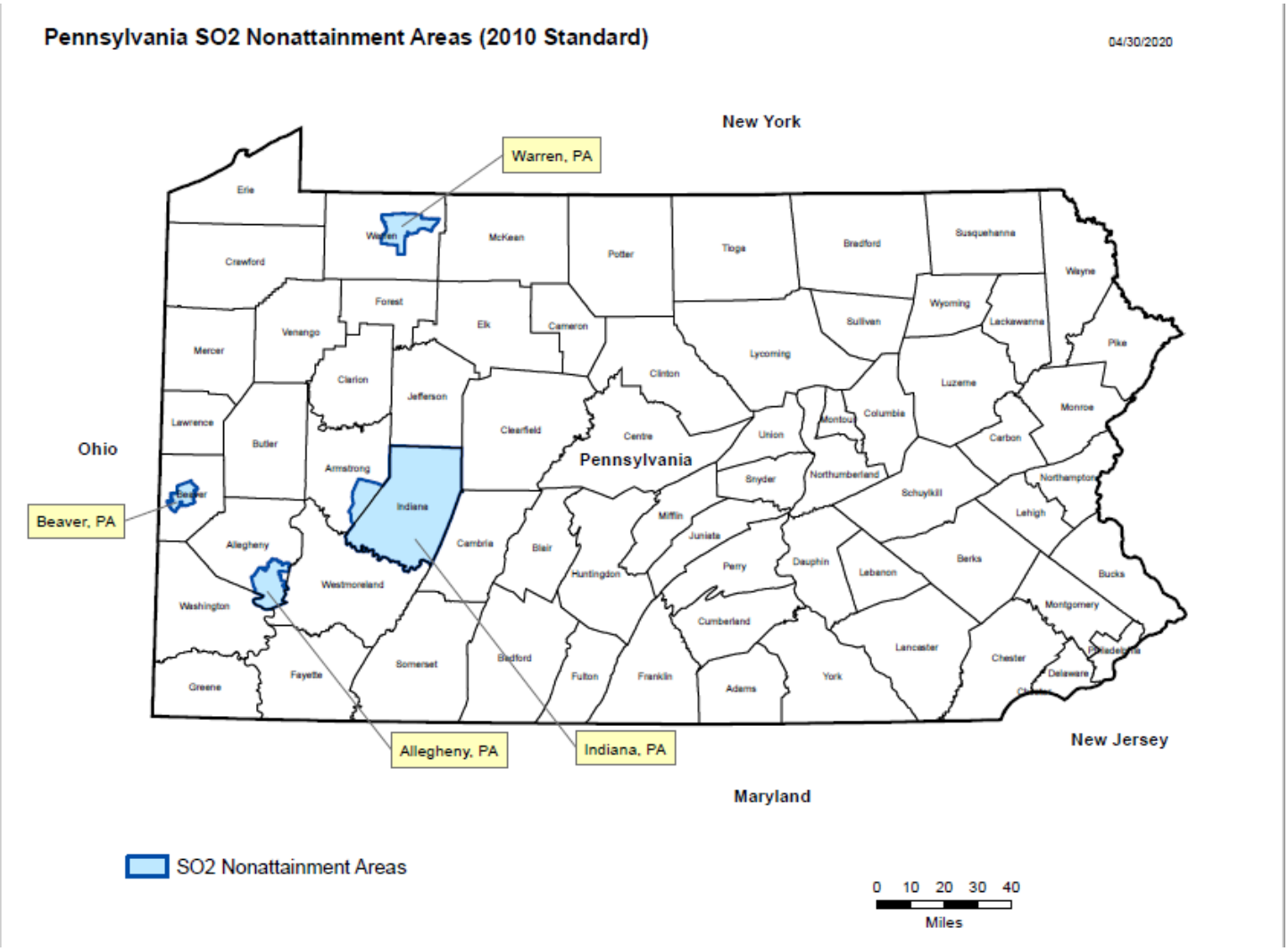

https://www3.epa.gov/airquality/greenbook/map/paso2_2010.pdf

Pennsylvania PM-2.5 Nonattainment Areas (2012 Standard)

04/30/2020

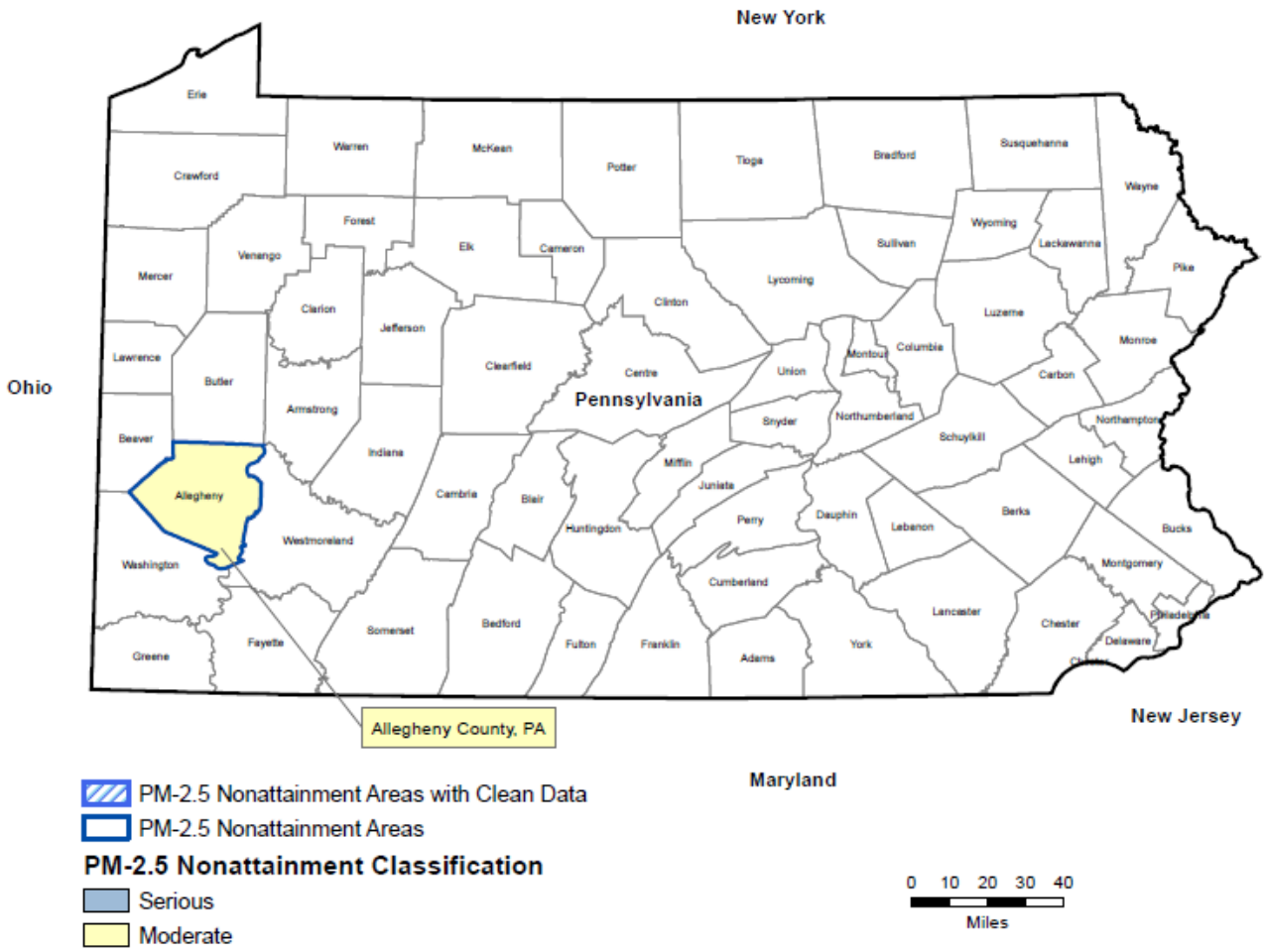

https://www3.epa.gov/airquality/greenbook/map/pa25_2012.pdf

Pennsylvania Lead Nonattainment Areas (2008 Standard)

04/30/2020

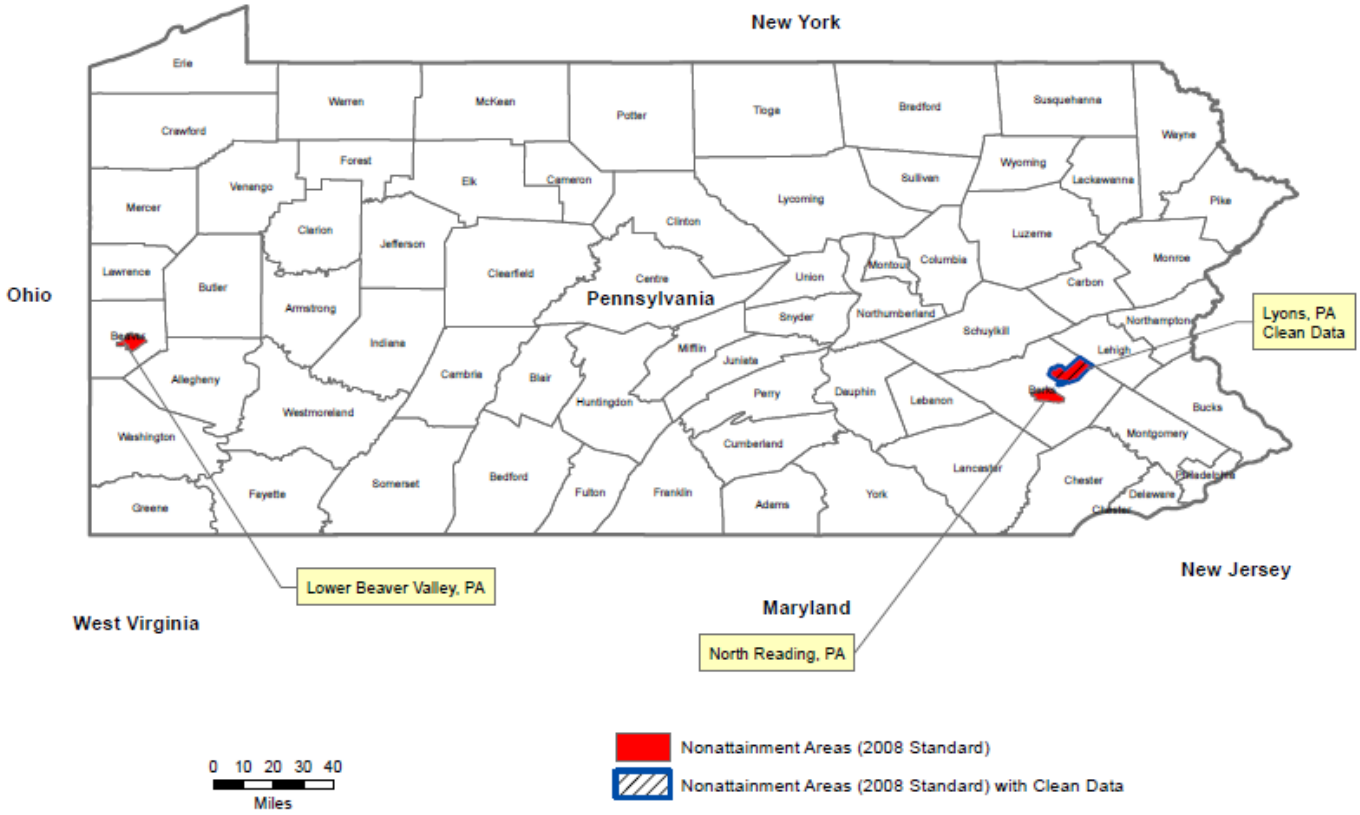

0 10 20 30 40
Miles

Nonattainment Areas (2008 Standard)
Nonattainment Areas (2008 Standard) with Clean Data

https://www3.epa.gov/airquality/greenbook/papb2008.html

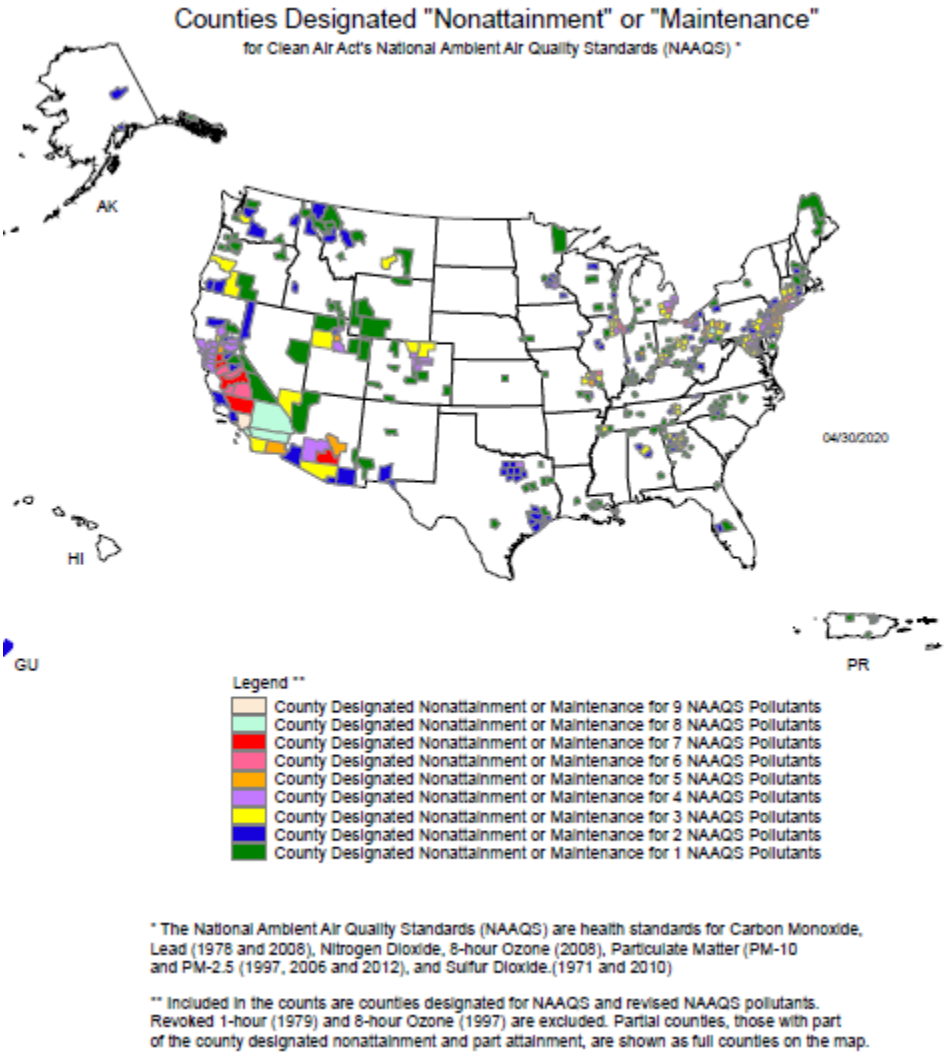

* The National Ambient Air Quality Standards (NAAQS) are health standards for Carbon Monoxide, Lead (1978 and 2008), Nitrogen Dioxide, 8-hour Ozone (2008), Particulate Matter (PM-10 and PM-2.5 (1997, 2006 and 2012), and Sulfur Dioxide.(1971 and 2010)

** Included in the counts are counties designated for NAAQS and revised NAAQS pollutants. Revoked 1-hour (1979) and 8-hour Ozone (1997) are excluded. Partial counties, those with part of the county designated nonattainment and part attainment, are shown as full counties on the map.

https://www3.epa.gov/airquality/greenbook/map/mapnmpoll.pdf

Nitrogen Dioxide (1971) Designated Area/State Information with Design Values | Green Book | US EPA - Google Chrome

https://www3.epa.gov/airquality/greenbook/nbtcw.html

- 8-Hour Ozone (2015)
- 8-Hour Ozone (2008)
- 8-Hour Ozone (1997)
- 1-Hour Ozone (1979)
- PM-2.5 (2012)
- PM-2.5 (2006)
- PM-2.5 (1997)
- PM-10 (1987)
- Sulfur Dioxide (2010)
- Sulfur Dioxide (1971)
- Lead (2008)
- Lead (1978)
- Carbon Monoxide (1971)
- Nitrogen Dioxide (1971)
- Multi-Pollutant
- Downloads
- FAQ
- Related Links
- Recent Updates

You are here: EPA Home > Green Book > Nitrogen Dioxide (1971) Designated Area/State Information with Design Values

Nitrogen Dioxide (1971) Designated Area/State Information with Design Values

Data is current as of February 28, 2019
Design Values in ppb. "Current Design Values" are current as of the posted Green Book date. Check the Air Quality Design Value site for design value updates.

Display: Nonattainment and Maintenance Areas | Nonattainment Areas | Maintenance Areas

Click underlined column heading to change report order				Current Design Values as of 05/08/2018 (2017)				
Area Name (click area name for state/county list)	State	Current Status	Current Classification or at Redesignation (click for classification history)	Design Values	Meets NAAQS Determin.[1]	No. Ctys	2010 Population	EPA Region
Los Angeles-South Coast Air Basin, CA	CA	Maintenance	Primary	32	Yes	4	15,799,134	09
				Total Areas		Total Ctys	Total Population (2010)	
Nonattainment				0		0	0	
Maintenance				1		4	15,799,134	
Nonattainment and Maintenance				1		4	15,799,134	

[1] See the Air Quality Design Value site spreadsheet footnotes for information about "Insufficient Data" Meets NAAQS Determinations.

Design Values in ppb. "Current Design Values" are current as of the posted Green Book date. Check the Air Quality Design Value site for design value updates.

County subtotals and grand totals may not equal sum of the counties. Part counties are only counted one time within groupings. Multi-state nonattainment areas are counted in totals as maintenance areas when all states in the area have been redesignated. Multi-state areas are counted only once in area totals.

Go Top

https://www3.epa.gov/airquality/greenbook/nbtcw.html

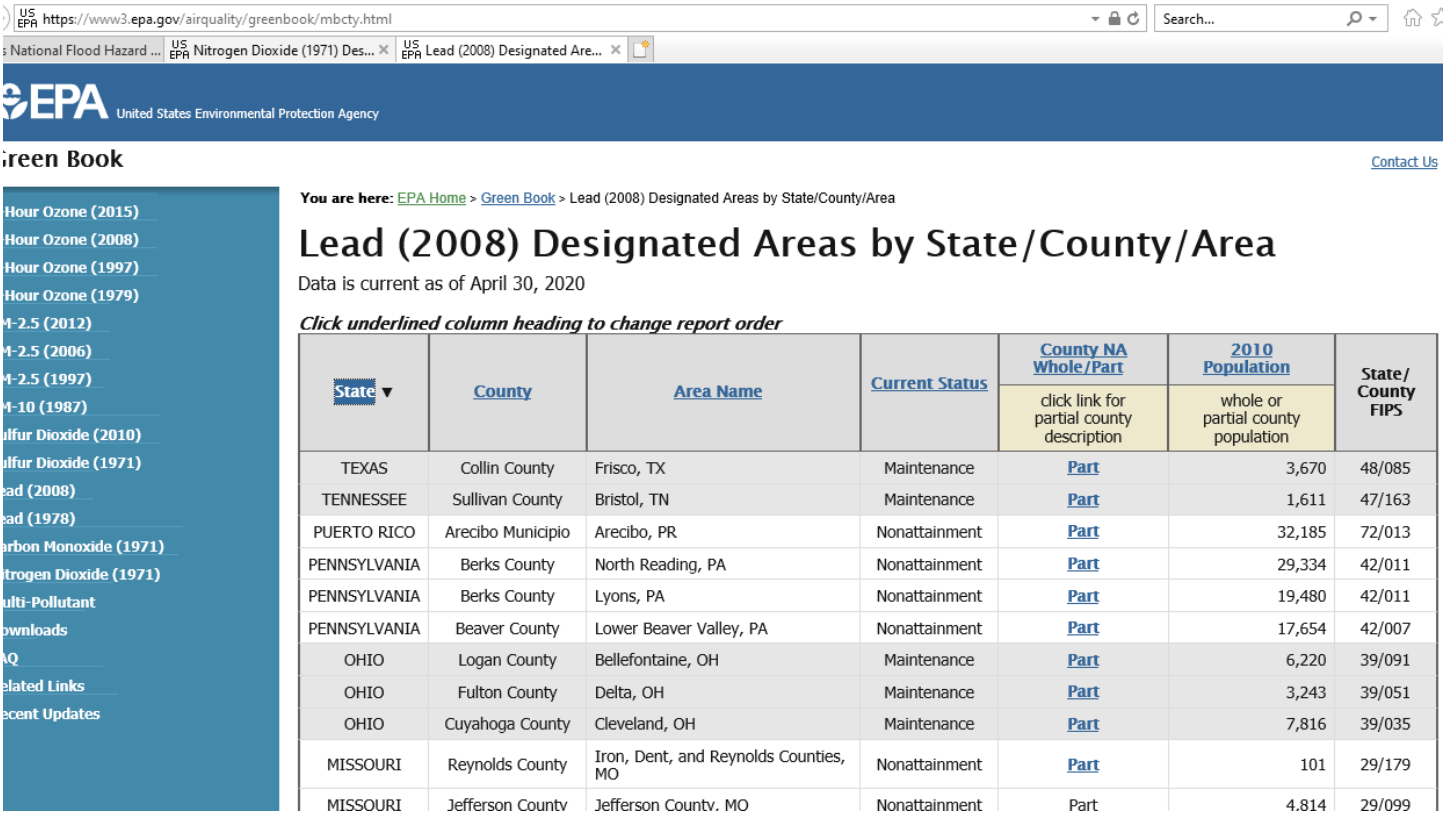

https://www3.epa.gov/airquality/greenbook/mbcty.html

National Flood Hazard ... | Nitrogen Dioxide (1971) Des... | Lead (2008) Designated Are...

EPA United States Environmental Protection Agency

Green Book

Contact Us

Hour Ozone (2015)
Hour Ozone (2008)
Hour Ozone (1997)
Hour Ozone (1979)
M-2.5 (2012)
M-2.5 (2006)
M-2.5 (1997)
M-10 (1987)
lfur Dioxide (2010)
lfur Dioxide (1971)
ead (2008)
ead (1978)
arbon Monoxide (1971)
trogen Dioxide (1971)
ulti-Pollutant
ownloads
AQ
elated Links
ecent Updates

You are here: EPA Home > Green Book > Lead (2008) Designated Areas by State/County/Area

Lead (2008) Designated Areas by State/County/Area

Data is current as of April 30, 2020

Click underlined column heading to change report order

State ▼	County	Area Name	Current Status	County NA Whole/Part (click link for partial county description)	2010 Population (whole or partial county population)	State/County FIPS
TEXAS	Collin County	Frisco, TX	Maintenance	Part	3,670	48/085
TENNESSEE	Sullivan County	Bristol, TN	Maintenance	Part	1,611	47/163
PUERTO RICO	Arecibo Municipio	Arecibo, PR	Nonattainment	Part	32,185	72/013
PENNSYLVANIA	Berks County	North Reading, PA	Nonattainment	Part	29,334	42/011
PENNSYLVANIA	Berks County	Lyons, PA	Nonattainment	Part	19,480	42/011
PENNSYLVANIA	Beaver County	Lower Beaver Valley, PA	Nonattainment	Part	17,654	42/007
OHIO	Logan County	Bellefontaine, OH	Maintenance	Part	6,220	39/091
OHIO	Fulton County	Delta, OH	Maintenance	Part	3,243	39/051
OHIO	Cuyahoga County	Cleveland, OH	Maintenance	Part	7,816	39/035
MISSOURI	Reynolds County	Iron, Dent, and Reynolds Counties, MO	Nonattainment	Part	101	29/179
MISSOURI	Jefferson County	Jefferson County, MO	Nonattainment	Part	4,814	29/099

https://www3.epa.gov/airquality/greenbook/mbcty.html

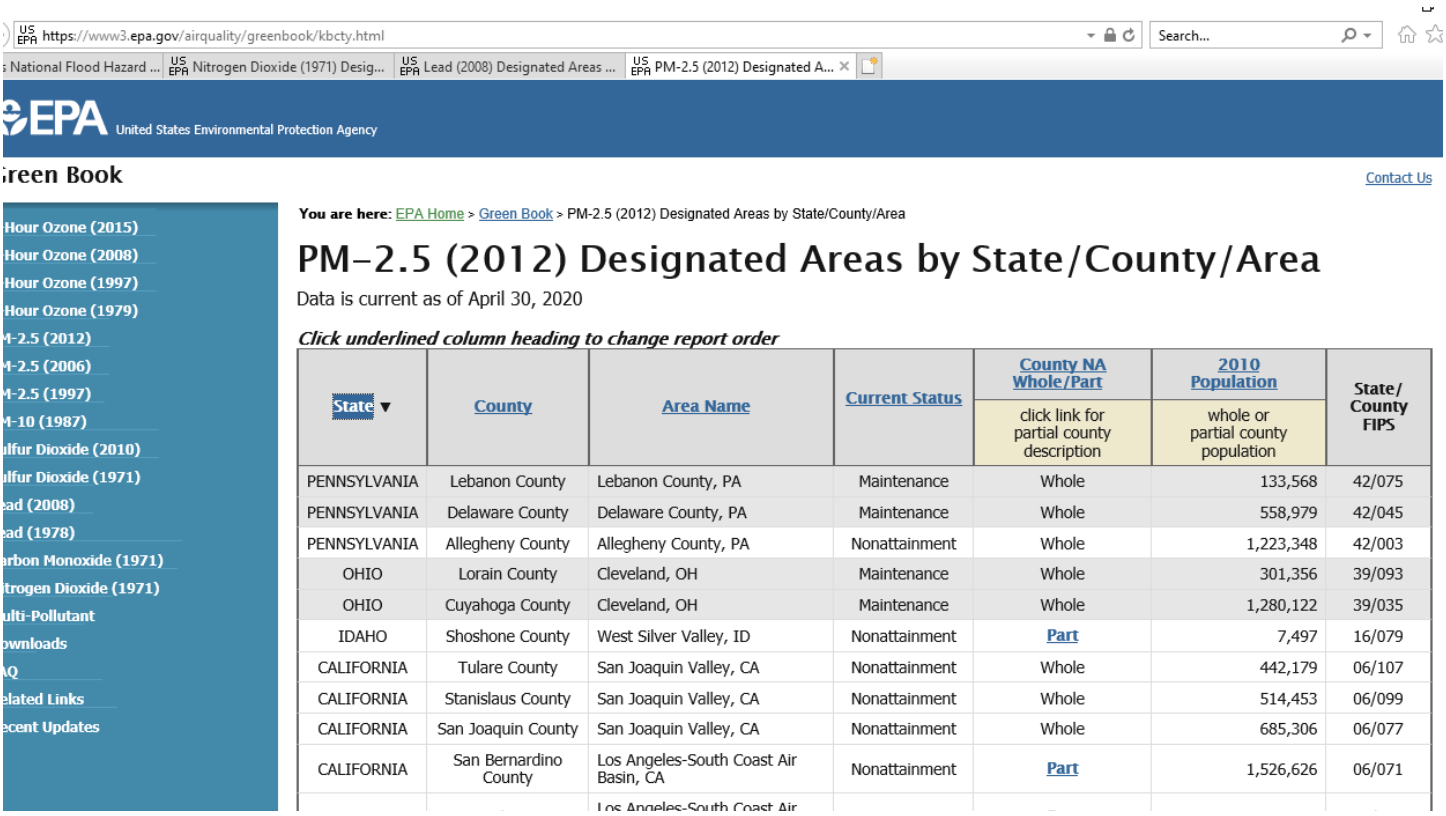

PM-2.5 (2012) Designated Areas by State/County/Area

Data is current as of April 30, 2020

Click underlined column heading to change report order

State ▼	County	Area Name	Current Status	County NA Whole/Part (click link for partial county description)	2010 Population (whole or partial county population)	State/County FIPS
PENNSYLVANIA	Lebanon County	Lebanon County, PA	Maintenance	Whole	133,568	42/075
PENNSYLVANIA	Delaware County	Delaware County, PA	Maintenance	Whole	558,979	42/045
PENNSYLVANIA	Allegheny County	Allegheny County, PA	Nonattainment	Whole	1,223,348	42/003
OHIO	Lorain County	Cleveland, OH	Maintenance	Whole	301,356	39/093
OHIO	Cuyahoga County	Cleveland, OH	Maintenance	Whole	1,280,122	39/035
IDAHO	Shoshone County	West Silver Valley, ID	Nonattainment	Part	7,497	16/079
CALIFORNIA	Tulare County	San Joaquin Valley, CA	Nonattainment	Whole	442,179	06/107
CALIFORNIA	Stanislaus County	San Joaquin Valley, CA	Nonattainment	Whole	514,453	06/099
CALIFORNIA	San Joaquin County	San Joaquin Valley, CA	Nonattainment	Whole	685,306	06/077
CALIFORNIA	San Bernardino County	Los Angeles-South Coast Air Basin, CA	Nonattainment	Part	1,526,626	06/071

https://www3.epa.gov/airquality/greenbook/kbcty.html

Contact Us

You are here: EPA Home > Green Book > Sulfur Dioxide (2010) Designated Areas by State/County/Area

Sulfur Dioxide (2010) Designated Areas by State/County/Area

Data is current as of April 30, 2020

Click underlined column heading to change report order

State ▼	County	Area Name	Current Status	County NA Whole/Part (click link for partial county description)	2010 Population (whole or partial county population)	State/County FIPS
WISCONSIN	Oneida County	Rhinelander, WI	Nonattainment	Part	18,054	55/085
WEST VIRGINIA	Marshall County	Marshall, WV	Nonattainment	Part	20,365	54/051
WEST VIRGINIA	Brooke County	Steubenville, OH-WV	Nonattainment	Part	19,413	54/009
TEXAS	Titus County	Titus County, TX	Nonattainment	Part	211	48/449
TEXAS	Rusk County	Rusk and Panola Counties, TX	Nonattainment	Part	1,656	48/401
TEXAS	Panola County	Rusk and Panola Counties, TX	Nonattainment	Part	24	48/365
TEXAS	Freestone County	Freestone and Anderson Counties, TX	Nonattainment	Part	4,087	48/161
TEXAS	Anderson County	Freestone and Anderson Counties, TX	Nonattainment	Part	7	48/001
TENNESSEE	Sullivan County	Sullivan County, TN	Nonattainment	Part	15,289	47/163
PUERTO RICO	Toa Baja Municipio	San Juan, PR	Nonattainment	Part	52,441	72/137
PUERTO RICO	San Juan Municipio	San Juan, PR	Nonattainment	Part	147,963	72/127
PUERTO RICO	Salinas Municipio	Guayama-Salinas, PR	Nonattainment	Part	23,401	72/123
PUERTO RICO	Guaynabo Municipio	San Juan, PR	Nonattainment	Part	23,802	72/061
PUERTO RICO	Catano Municipio	San Juan, PR	Nonattainment	Whole	28,140	72/033
PUERTO RICO	Bayamon Municipio	San Juan, PR	Nonattainment	Part	22,921	72/021
PENNSYLVANIA	Warren County	Warren, PA	Nonattainment	Part	18,056	42/123
PENNSYLVANIA	Indiana County	Indiana, PA	Nonattainment	Whole	88,880	42/063
PENNSYLVANIA	Beaver County	Beaver, PA	Nonattainment	Part	14,780	42/007
PENNSYLVANIA	Armstrong County	Indiana, PA	Nonattainment	Part	3,898	42/005
PENNSYLVANIA	Allegheny County	Allegheny, PA	Nonattainment	Part	126,934	42/003

https://www3.epa.gov/airquality/greenbook/tbcty.html

://www3.epa.gov/airquality/greenbook/jbcty.html

5) Desig...

e (2015)
e (2008)
e (1997)
e (1979)
2)
6)
7)
7)
de (2010)
de (1971)

oxide (1971)
oxide (1971)
ant

s
tes

You are here: EPA Home > Green Book > 8-Hour Ozone (2015) Designated Areas by State/County/Area

8-Hour Ozone (2015) Designated Areas by State/County/Area

Data is current as of April 30, 2020

Click underlined column heading to change report order

State ▼	County	Area Name	Current Status	County NA Whole/Part (click link for partial county description)	2010 Population (whole or partial county population)	State/County FIPS
WISCONSIN	Sheboygan County	Sheboygan County, WI	Nonattainment	Part	61,656	55/117
WISCONSIN	Ozaukee County	Northern Milwaukee/Ozaukee Shoreline, WI	Nonattainment	Part	42,253	55/089
WISCONSIN	Milwaukee County	Northern Milwaukee/Ozaukee Shoreline, WI	Nonattainment	Part	27,564	55/079
WISCONSIN	Manitowoc County	Manitowoc County, WI	Nonattainment	Part	48,956	55/071
WISCONSIN	Kenosha County	Chicago, IL-IN-WI	Nonattainment	Part	116,383	55/059
WISCONSIN	Door County	Door County, WI	Nonattainment	Part	31	55/029
VIRGINIA	Prince William County	Washington, DC-MD-VA	Nonattainment	Whole	402,002	51/153
VIRGINIA	Manassas city	Washington, DC-MD-VA	Nonattainment	Whole	37,821	51/683
VIRGINIA	Manassas Park city	Washington, DC-MD-VA	Nonattainment	Whole	14,273	51/685
VIRGINIA	Loudoun County	Washington, DC-MD-VA	Nonattainment	Whole	312,311	51/107
TEXAS	Chambers County	Houston-Galveston-Brazoria, TX	Nonattainment	Whole	35,096	48/071
TEXAS	Brazoria County	Houston-Galveston-Brazoria, TX	Nonattainment	Whole	313,166	48/039
TEXAS	Bexar County	San Antonio, TX	Nonattainment	Whole	1,714,773	48/029
PENNSYLVANIA	Philadelphia County	Philadelphia-Wilmington-Atlantic City, PA-NJ-MD-DE	Nonattainment	Whole	1,526,006	42/101
PENNSYLVANIA	Montgomery County	Philadelphia-Wilmington-Atlantic City, PA-NJ-MD-DE	Nonattainment	Whole	799,874	42/091
PENNSYLVANIA	Delaware County	Philadelphia-Wilmington-Atlantic City, PA-NJ-MD-DE	Nonattainment	Whole	558,979	42/045
PENNSYLVANIA	Chester County	Philadelphia-Wilmington-Atlantic City, PA-NJ-MD-DE	Nonattainment	Whole	498,886	42/029
PENNSYLVANIA	Bucks County	Philadelphia-Wilmington-Atlantic City, PA-NJ-MD-DE	Nonattainment	Whole	625,249	42/017
OHIO	Warren County	Cincinnati, OH-KY	Nonattainment	Whole	212,693	39/165